





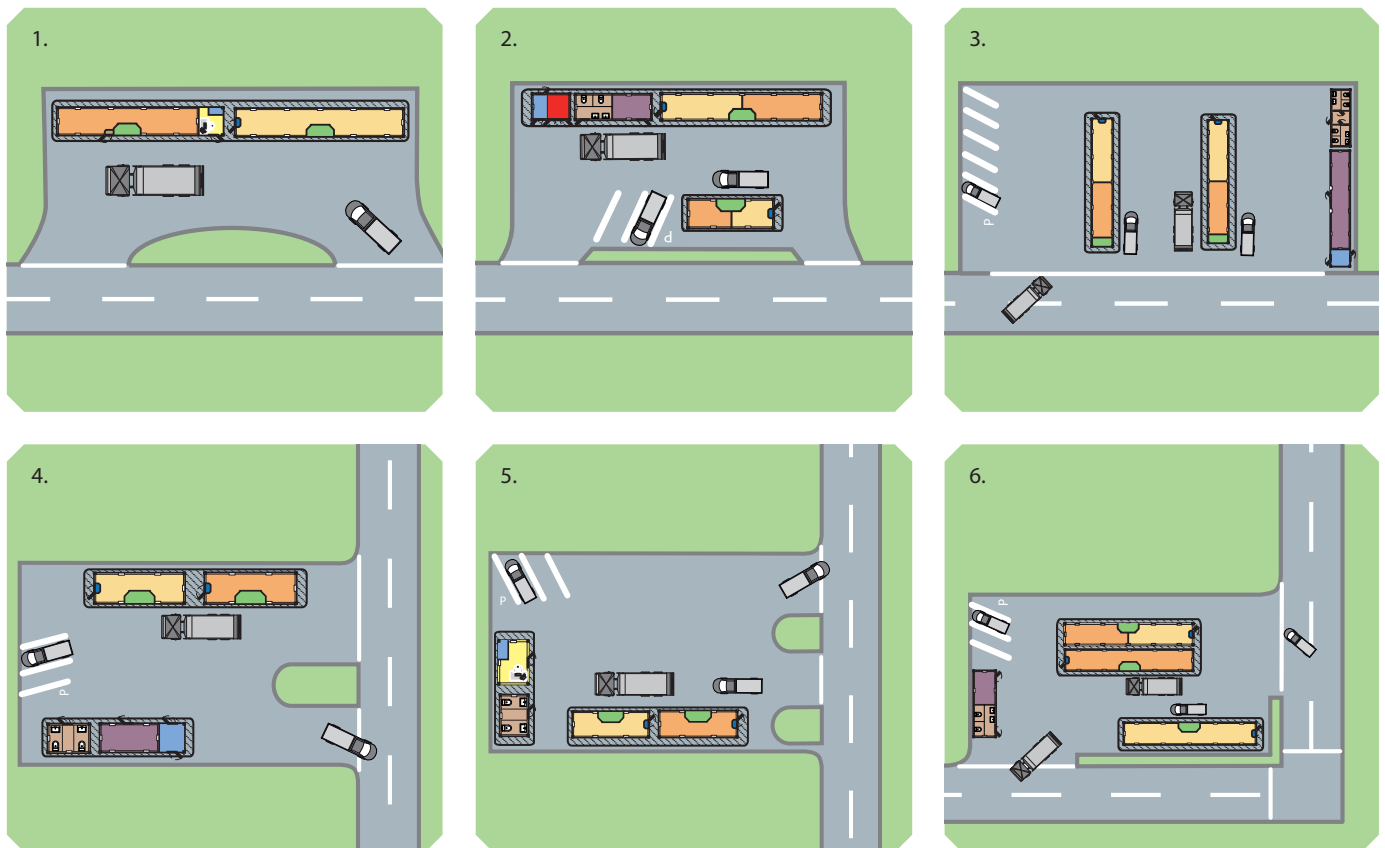


MOBILE FUEL STATION

	one-chamber tank	two-chamber tank
I. petrol station system with filling pump integrated into the long wall	<p>20-foot Series 40-foot Series</p> 	<p>20-foot Series 40-foot Series</p> 
IV. petrol station system with filling pump integrated into the long wall and power generator	<p>20-foot Series 40-foot Series</p> 	<p>20-foot Series 40-foot Series</p> 
VI. petrol station system with office room and power generator	<p>20-foot Series 40-foot Series</p> 	<p>20-foot Series 40-foot Series</p> 

Arrangement and Planning Samples



- petrol chamber
- aggregate niche
- electronics niche
- filling niche
- diesel chamber
- office room
- dispenser niche